

Kingdom Tales Activity Listing

*** All grades begin class time with Prayer and Share Time ***

- 5/6 - Lesson 1: All: Shields & Flags
K-2: Siege the Castle
3rd & 4th: You Just Gotta know Where to Look
- 5/13-Lesson 2: All: Shields & Flags
K-2: Siege the Castle
3rd & 4th: Fab Five
- 5/20-Lesson 3: All: Shields & Flags & Wise Match
K-2: The Good the Bad and the Wise
3rd & 4th: Siege the Castle
- 5/27- Lesson 4: All: What Kinds of Kind
K-2: Kindness Relay
3rd & 4th: Be Kind Rewind
- 6/3- Lesson 5: All: Shields & Flags
K-2: Where to Learn it
3rd & 4th: Word Chase
- 6/10- Lesson 6: All: Shields & Flags
K-2: Faith Hand
3rd & 4th: Faith Hall of Fame
- 6/17- Lesson 7: All: Shields & Flags
K-2: Risky Business
3rd & 4th: Siege the Castle
- 6/24- Lesson 8: All: Salvation Bracelet
K-2: Get the Picture
3rd & 4th: Selfish or Sacrificial

Lesson 8



Salvation Bracelet

Small Group Activity I Will Follow Jesus' Example!

Purpose: This activity will give the children a reminder of Jesus' example of sacrifice and forgiveness and will give them an opportunity to hear the message of salvation.

Description: The children will make a bracelet with colored beads that will remind them of Jesus and the plan of salvation.

Materials Needed: For this activity you will need this help sheet. For each child you will need a strand of leather or string, a black bead, a red bead, a white bead, a blue bead, a green bead, and a yellow or gold bead.

To introduce the activity say:

1. Jesus gave us an example to follow of sacrifice, humility, and obedience.
2. Phillipians 2:7-8 says, "he gave up his divine privileges; he took the humble position of a slave and was born as a human being. When he appeared in human form, he humbled himself in obedience to God and died a criminal's death on a cross."
3. Jesus did all of this for a very important reason: because He loves each one of us.
4. We all have a problem, called sin, and Jesus followed God's plan to save us from sin.
5. We are going to make a bracelet today to remind us of God's plan to save us from sin.

For detailed instructions on how to do the activity, see the DVD.

Note: Depending on the age of the children, you may need to give very close attention and assistance to get the bracelet put together properly.

Then say:

1. First take a strip of leather and tie a knot in it.
2. Now put the black bead on the strip and slide it down to the knot. The black bead represents sin. Sin means doing things that are wrong and not what God wants us to do. We all sin and because of our sin we are separated from God.
3. Now slide the red bead on the leather next to the black bead. The verse I read earlier tells us that Jesus died on the cross. The red bead represents the blood that Jesus shed when he died to take the punishment for our sin.
4. Next is the white bead. Jesus' sacrifice gives us a choice. We can accept His gift of being forgiven of our sins, or we can reject that gift. When we accept Jesus' gift, our sins are washed away and we are clean and new with a fresh start. The white bead represents our sins being washed clean.
5. The blue bead comes next. The verse says that Jesus obeyed God. One of the ways He

Continued on page 2

© 2008 Fellowship Church

was obedient was to be baptized. Baptism is a way of telling everyone that we believe in God and follow the example of Jesus.

6. The green bead represents growth. When we follow Jesus' example, we grow to be more and more like Him.
7. The yellow/gold bead represents Heaven. Once our sins are washed away, we can look forward to going to Heaven when we die. In Heaven, we will be with God forever.

Note: Help the children finish their bracelets and answer any questions they might have about the beads and what they mean.

After the activity say:

1. Today we learned about how we should follow Jesus' example of sacrifice, humility, and obedience.
2. We also learned that Jesus died to pay the penalty for our sin, and that we can accept Jesus' gift of forgiveness.
3. Accepting Jesus' gift of forgiveness is as easy as ABC.
4. A means that we Admit that we have done bad things called sin and we ask Jesus to forgive us.
5. B means that we Believe what the Bible tells us about Jesus: that He was born, lived a perfect life, died on the cross, and rose from the dead.
6. C means that we Choose to give our lives to Jesus and follow His example. This means we try every day to be more like Him.
7. You can ask Jesus to save you and forgive your sins by praying a prayer like this one: God, I admit that I have sinned and done bad things. I believe that You sent Jesus to earth to die on the cross to forgive my sins and that He rose again to make a place for me in Heaven. I choose to give my life to Jesus and follow His example, growing more like Him everyday. Thank You for saving me from sin and thank You that I can look forward to going to Heaven. Amen.
8. If you pray a prayer like that, you can know that Jesus has forgiven your sins and you will go to Heaven to be with Him when you die.

Closing Statement: Jesus lived a life of sacrifice for us. We should live a life of sacrifice following Him as our example.

Lesson 8



Get The Picture

Small Group Activity I Will Follow Jesus' Example!

Purpose: This activity will show the children what it looks like to follow Jesus.

Description: The children will see a series of pictures that start out blurry and get clearer and clearer. Each time the picture gets clearer, the children will guess whether the people in the picture are following Jesus' example or not.

Materials Needed: For this activity you will need this help sheet and the "Focus On Jesus Pictures Lesson 8" from the Lesson Materials CD-ROM.

To introduce the activity say:

1. What does it look like to follow Jesus' example? (*Giving up things for other people, forgiving people, being humble.*)
2. I have some pictures that start out really fuzzy and get clearer and clearer.
3. I am going to show you the pictures and see how quickly you can tell if they show people who are following Jesus' example or not.

For detailed instructions on how to do the activity, see the DVD.

Note: Show each series of pictures from blurriest to clear. As you show each version, allow the children to guess what is happening in the picture. When you get to the final clear picture, ask one of the questions below.


Then say:


1. What makes you think that this picture shows people who are following Jesus' example? (*They are helping someone, they are giving to someone, they are praying, they are forgiving someone.*)
2. What makes you think that this picture shows people who are not following Jesus' example? (*They are being mean, they are ignoring people, they are not forgiving.*)

After the activity say:



1. Today you saw some pictures of people who were following Jesus' example, and people who were not following Jesus example.
2. What are some things that Jesus did that we can follow? (*Forgave people, helped people, made friends with people others didn't like.*)
3. Remember that no matter where we are, we should do our best to follow the example of Jesus.

Closing Statement: Jesus gave us a wonderful example to follow. If we are going to follow Jesus, we should be like Him in all that we do.




















Lesson 8



Selfish Or Sacrificial

Small Group Activity I Will Follow Jesus' Example!

Purpose: This activity will show the children ways that they can follow Jesus by making sacrifices in their lives.

Description: The children will hear examples of things that Jesus did that give us an example to follow. They will be asked to follow Jesus' example of fasting by giving up a favorite food or activity for one week.

Materials Needed: For this activity you will need this help sheet. For each child you will need a Bible, writing/drawing materials, and the "Give Up And Pray Up List Lesson 8" from the Lesson Materials CD-ROM.

To introduce the activity say:

1. Can you follow someone's example without ever knowing what that person did? (*No, you have to know what they did so you can follow them.*)
2. The Bible lets us know the kinds of things that Jesus did. Because of that, we can follow His example.
3. That is one reason why it is important for us to read and know our Bible.
4. Let's look up some scriptures that tell us about things that Jesus did so that we know how to follow His example.

For detailed instructions on how to do the activity, see the DVD.

Note: Help each child look up a scripture. Have the child read the scripture aloud, or read it yourself.

Then say:

1. First I will read Philippians 2:5-8.

Philippians 2:5-8 "You must have the same attitude that Christ Jesus had. Though he was God, he did not think of equality with God as something to cling to. Instead, he gave up his divine privileges; he took the humble position of a slave and was born as a human being. When he appeared in human form, he humbled himself in obedience to God and died a criminal's death on a cross."

2. In this verse we see that Jesus gave up his privileges to help us. What can you give up to help others? (*Give up a turn in a game, give money, give food, give time to help someone.*)
3. Let's read Luke 2:45-47 and John 18:20.

Continued on page 2

© 2008 Fellowship Church

Luke 2:45-47 "When they couldn't find him, they went back to Jerusalem to search for him there. Three days later they finally discovered him in the Temple, sitting among the religious teachers, listening to them and asking questions. All who heard him were amazed at his understanding and his answers."

John 18:20 "Jesus replied, 'Everyone knows what I teach. I have preached regularly in the synagogues and the Temple, where the people gather. I have not spoken in secret.'"

4. In these verses, where did Jesus go to learn and to teach others? (*The Temple*.)
5. Jesus went to the Temple to learn about God and to teach others about God. What can we do to follow His example? (*Come to church, invite others to come to church with us.*)
6. Let's read Matthew 4:1-3.

Matthew 4:1-3 "For forty days and forty nights he fasted and became very hungry."

7. What did Jesus do in this verse? (*Fasted.*)
8. Fasting means to give up something. This verse tells us that Jesus fasted from food and became very hungry.
9. To help you follow Jesus' example, I want you to fast by giving up something this week.
10. You might choose to give up a favorite food. You might choose to give up movies or video games. You might choose to give up other activities in your life that you enjoy.
11. Take a Give Up And Pray Up List and write or draw on it what you will choose to give up this week.
12. Also, draw or write something or someone that you will pray for this week. You could pray for our pastor, or your teacher, or a friend or family member.

After the activity say:

1. We should follow Jesus' example in every area of our lives.
2. To help you remember to do that, talk to your parents about what you are giving up this week to follow Jesus' example.
3. Pray every day for the person you chose.
4. Whenever you think about or miss the thing you are giving up, think about Jesus and pray to Him.
5. Thank Jesus for all that He gave up to forgive us of our sins.

Closing Statement: Jesus lived a life of sacrifice for us. We should live a life of sacrifice following Him as our example.

Give Up:

Choose one thing in your life that you will give up this week.



Pray Up:

Spend some time this week praying for people who are close to you.

